

**YOUNG EDUCATION SERVICES**  
**GREENWICH**  
**Y2**

**Name:** \_\_\_\_\_ **Date: Spring Term Pack 11** \_\_\_\_\_

**Prepared By: L. Potter** \_\_\_\_\_

**Reading:-** \_\_\_\_\_

**COMPREHENSION:- The Boy and the Llama & What are blueberries?**

**WRITING:- Write instructions telling your friend how to care for your pet. Write a report for the school newsletter. Portrait gallery. Write your CV.**

**SPELLING:- Spot the spelling mistake.**

**GRAMMAR:- Avoiding 'nice'.**

**MATHS:- Addition and Subtraction sums. Symmetry.**

**Books and materials to return:** \_\_\_\_\_

**Teachers signature:** \_\_\_\_\_

**This homework given in date:** \_\_\_\_\_

**Teachers signature:** \_\_\_\_\_


**This homework returned date:** \_\_\_\_\_

## The boy and the llama

Once there was a young Inca boy. He had no family except for an old llama. Each day the boy and his llama walked many miles, looking for a home. Each night they curled up together and slept. But one starry evening, the old llama died. The boy buried his friend next to an icy stream. Then he sat under a tree and cried. What would he do? He had no family and no home.

The boy cried for a very long time. But there was no one to comfort him. There were only the stars in the sky.

Suddenly, the sky filled with bright light. The boy held his breath. He was afraid to move. One bright star fell to the ground. Slowly, the star took the shape of the old llama. She bent her head and drank from the stream. She looked at the boy and smiled. As she jumped back into the sky, bits of llama wool fell.



As the Sun began to rise, the boy picked up the soft, warm wool. It glowed in his hands like starlight. He carried the wool to the city and sold it. With the money, he bought a house. He bought two young llamas. He never forgot the star llama. And he was never lonely again.



Now answer Numbers 1 through 6. Base your answers on the story "The boy and the llama."

**1** Why does the boy cry when the old llama dies?

☐ Ⓐ

because he is afraid of the dark

☐ Ⓑ

because he is always sad

☐ Ⓒ

because the old llama is his only family

☐ Ⓓ

because he is lost

**2** What happened BEFORE the old llama died?

☐ Ⓕ

The boy bought two new llamas.

☐ Ⓖ

The boy and the llama walked many miles looking for a home.

☐ Ⓗ

The boy collected the wool and sold it in the city.

☐ Ⓘ

**3**

Read this sentence from the story.

**One bright star fell to the ground.**

What does *bright* mean?

☐ Ⓐ

old

☐ Ⓑ

shining

☐ C  
new

☐ D

4

What does the boy in the story want?

☐ F  
a cart

☐ G  
a horse

☐ H  
a new wool shirt

☐ I

5

What happens at the end of the story?

☐ A

The boy buys a house and two llamas.

☐ B

The boy buries the llama next to an icy stream.

☐ C

The boy and his llama walk for many miles.

☐ D

6

Read this sentence from the story.

**As the Sun began to rise, the boy picked up the soft, warm wool.**

What does *rise* mean?

☐ F  
grow darker

☐ G  
fall down



Ⓢ Ⓜ

come up

Ⓢ ①

take a step

### What are blue berries

**D**o you know how blueberries grow? They grow on bushes. Each blueberry is small and round. Many blueberries can grow on one bush. At first, the blueberries are green. The green berries are not ready to eat yet. They need a lot of sun and rain to help them become fat and sweet. When the berries turn blue, they are ripe and ready to be picked.

Some farmers grow blueberries in big fields. The people who live nearby can earn money by helping to pick the blueberries. Each one takes a pail out to the field and fills it with blueberries. They work fast so that they can fill many pails. They want to earn as much money as they can. When they are done picking, their fingers are blue from the juice of the berries!



After the blueberries are picked, they are put into boxes and sent to stores. People buy the blueberries and take them home to eat. Some people like to wash the berries and eat them one by one. Other people like to cook with blueberries. They make blueberry muffins and pancakes.

No matter how you eat them, blueberries taste great!

**Now answer Numbers 7 through 12. Base your answers on the story "Blueberries."**

**7**

Read this sentence from the story.

The people who live nearby can earn money by helping to pick the blueberries.

What does *earn* mean?

☐ Ⓐ  
sell

☐ Ⓑ  
get

☐ Ⓒ  
lose

☐ Ⓓ  
share

8

What colour are the blueberries BEFORE they are ready to be picked?

☐ Ⓕ  
blue

☐ Ⓖ  
red

☐ Ⓗ  
green

☐ Ⓘ  
brown

9

Where do the blueberry pickers work?

☐ Ⓐ  
in a barn

☐ Ⓑ  
in a field

☐ Ⓒ  
in a forest

☐ Ⓓ

near a stream

**10**

What happens to blueberries AFTER they are picked?

☐ Ⓕ

They are put into boxes.

☐ Ⓖ

They need sun and rain.

☐ Ⓗ

Farmers plant them.

☐ Ⓘ

They become sweet and ripe.

**11**

Read this sentence from the story.

**They need a lot of sun and rain to help them become fat and sweet.**

What does *sweet* mean?

☐ Ⓐ

juicy

☐ Ⓑ

sour tasting

☐ Ⓒ

dry

☐ Ⓓ

sugary tasting

**12**

What could be another title for this story?


☐ Ⓕ

## "All About Blueberries"



## "How to Cook with Blueberries"

"Eating Blueberries"



## "All About Strawberries"



# NATIONAL END OF PRIMARY EXAMINATIONS

ENGLISH - WRITING EXAMINATION (SAMPLE PAPER) 50 MINUTES

Short Writing Task - between 50 and 60 words

(10 marks)

You are going away for the weekend.  
Your friend has offered to take care of your pet.  
Write some instructions telling your friend how to take care of the pet.

.....

.....

.....

.....

.....

.....

.....

.....

.....

.....

.....

.....

.....

.....

.....


.....

.....

.....

.....

.....



Long writing task - between 140 and 150 words

(20 marks)



Write a report for the school newsletter about the School Sports Day.  
(15 marks)

Plan your writing.

(5 marks)

What was the weather like?

Where did the various events take place?

What were the various events?

How did the participants feel?

What were the awards?


What was the atmosphere like?

Other ideas:

# Portrait gallery

- Describe each character using words from the word-bank.

Check the meanings of any words which are new to you.




---

---

---

---

---

---




---


---

---

---

---

---




---

---

---

---

---

---




---

---

---

---

---

---

## Word-bank

### Eyebrows:

arched  
bushy  
straight

### Eyes:

hooded eyelids  
small  
round

### Noses:

bumpy  
hooked  
long  
snub

### Mouths:

downturned  
thin and small  
wide

### Chins:

pointed  
round with a cleft  
square

### Faces:

freckled  
round  
square  
thin  
wide



- Draw a picture of a character for a 'WANTED' poster. Use the words on this sheet to write a description.

**Teachers' note** You could ask the class to imagine that one of their friends is missing and they need to write a police description. Discuss what features need to be described and how they would describe the person accurately. Distinguish between the physical description of character and how a character acts and behaves. Discuss what conclusions people draw from physical description.

Developing Literacy

# Write your CV

**Name**

**Date of birth**

**Address**

**Awards and certificates**

**Date**

**Details**

**Telephone**

**Email**

**Career to date**

**Date**

**School**

**Class**

**Achievements**

Write notable things  
you have done in  
each class.



**Skills**

**Personal qualities**

**Summary**

Say why you would  
be a useful member  
of a new school.



**Teachers' note** The children could write a CV to send or take to their next school (if they are changing schools at the end of the year). They can write in list form in all but the summary, which should be written in sentences; this is the only part in which they should use personal pronouns to refer to themselves. The children could also write a CV for a book character or a famous person.

Developing Literacy  
Non-fiction Compendium:  
Ages 7–11  
© A & C BLACK




# Spot the spelling mistake!

Name: ..... Date: .....

LO: .....

- Read the sentences.
- Underline the words which you think are spelt incorrectly.
- Use a dictionary to copy and write out the correct spellings.
- Who do you think might say these things? Match the correct sentence to the character.



A wale swolowd me.	Humpty Dumpty
It wos rayning.	St George
I got sumthing in my I.	Little Red Riding Hood
I lost my hed.	Goliath
I met a wulf.	Jonah
I wos pushd.	Capt. Hardy
A ston hit mee.	Samson
I fort a dragun.	Sleeping Beauty
Nelson kist me.	Noah
I sleppt in becos my wotch stopt.	Ann Boleyn
I had my hare cut.	King Harold



## Avoiding 'nice'

Nice is such an overused word. You can make your writing more interesting and descriptive simply by choosing other, more appropriate adjectives. For example, 'a nice meal' could be described as **tasty**, **satisfying** or **delicious**.

Remember that an adjective beginning with a **vowel sound** will take 'an' rather than 'a' as in - 'an appetizing smell' but 'a useful gift'.

### Activity

Using a thesaurus or dictionary to help you, find three different adjectives to replace 'nice' in the following phrases. Try not to use any adjective more than once:


a nice peach	_____	_____	_____
a nice man	_____	_____	_____
a nice woman	_____	_____	_____
a nice tune	_____	_____	_____
a nice armchair	_____	_____	_____
a nice sunset	_____	_____	_____
nice handwriting	_____	_____	_____
a nice garden	_____	_____	_____
a nice dress	_____	_____	_____
a nice party	_____	_____	_____
a nice smell	_____	_____	_____
a nice castle	_____	_____	_____
a nice gift	_____	_____	_____
nice weather	_____	_____	_____
nice manners	_____	_____	_____

## Avoiding 'nice'

### Holiday postcard writing practice

Write a holiday postcard home saying you are having a nice time - but don't use the adjective 'nice'!

- How was the journey?
- What's the hotel or campsite like?
- How's the beach?
- How's the nightlife?

<p><i>Dear</i></p>	<div style="text-align: right;"></div> <hr/> <hr/> <hr/> <hr/>
--------------------	---

## Addition and subtraction sums

Name: ..... Date: .....

**Learning objective:** To respond to addition and subtraction questions phrased in a variety of ways.

1. What is the difference between 65 and 21?	
3. What must I add to 8 to make 25?	
5. Subtract 12 from 80.	
7. What is the sum of 35 and 35?	
9. 20 taken from a number leaves 14. What was the number?	
11. Add 70 to 60.	
13. What must I add to 14 to make 35?	
15. 15 take away 7.	
17. Add 18 and 19.	
19. How many less than 22 is 14?	
21. What is 14 and 32 altogether?	

2. Add 30 and 45.	
4. What must I take from 26 to leave 8?	
6. What is the sum of 9 and 44?	
8. 23 take away 4.	
10. 70 taken from a number leaves 11. What was the number?	
12. 43 add 19.	
14. 68 subtract 30.	
16. What is 100 less than 875?	
18. 26 add 15.	
20. 18 take away 16.	
22. 45 take away 15.	

## Addition and subtraction sums

23. Take 8 from 17.	
25. 20 plus 110.	
27. How many less than 17 is 6?	
29. 74 subtract 40.	
31. Increase 16 by 17.	
33. What is 24 less than 61?	
35. 75 subtract 45.	
37. 70 plus 90.	
39. What must I take from 70 to leave 35?	

24. What needs to be added to 7 and 6 to make 20?	
26. What is the difference between 34 and 26?	
28. 30 subtract 13.	
30. Take 14 from 30.	
32. Decrease 58 by 22.	
34. What is the total of 87 and 12?	
36. What must I take from 50 to leave 9?	
38. 90 subtract 35.	
40. What is the total of 80 and 60?	

### Now try this ...

- Make a list of words that mean add. Make another list of words that mean subtract.
- Write as many addition and subtraction questions as you can with the answer 22. Try to use all of the words on your list from the first extension task.

# Reflecting in the mirror line

Name ..... Date .....

Learning objective: To sketch the reflection of a simple 2D shape using a mirror line.

## Reflect these shapes in the mirror line.

