

**YOUNG EDUCATION SERVICES**

**GREENWICH**

**Y2**

**Name:** \_\_\_\_\_ **Date: Spring Term Pack 3** \_\_\_\_\_

**Prepared By: J. Hadland** \_\_\_\_\_

**READING:-** \_\_\_\_\_

**HANDWRITING:- Copy kits p17 Sounds together 2, p18 Rhymes 2 & p39**

**Word Squares.** \_\_\_\_\_

**WRITING:- New Nelson Handwriting 1 p66.** \_\_\_\_\_

**Write a poem about snow.** \_\_\_\_\_

**Understanding feelings KS1 p30 'How could you help', p33 'Too Late',**

**p46 'Wall of words' & p47 'Match the feelings'.** \_\_\_\_\_

**MATHS:- Copymasters 7 p55- p61.** \_\_\_\_\_

**Books and materials to return:** \_\_\_\_\_

**Teachers signature:** \_\_\_\_\_

**This homework given in date:** \_\_\_\_\_

**Teachers signature:** \_\_\_\_\_

**This homework returned date:** \_\_\_\_\_



**YOUNG EDUCATION SERVICES**  
**GREENWICH**  
**Y2**

**Name:** \_\_\_\_\_ **Date: Spring Term Pack 3** \_\_\_\_\_

**Prepared By: J. Hadland** \_\_\_\_\_

**READING:-** \_\_\_\_\_

**HANDWRITING:- Copy kits p17 Sounds together 2, p18 Rhymes 2 & p39**

**Word Squares.** \_\_\_\_\_

**WRITING:- New Nelson Handwriting 1 p66.** \_\_\_\_\_

**Write a poem about snow.** \_\_\_\_\_

**Understanding feelings KS1 p30 'How could you help', p33 'Too Late',  
p46 'Wall of words' & p47 'Match the feelings'.** \_\_\_\_\_

**MATHS:- Copymasters 7 p55- p61.** \_\_\_\_\_


**Books and materials to return:** \_\_\_\_\_

**Teachers signature:** \_\_\_\_\_

**This homework given in date:** \_\_\_\_\_

**Teachers signature:** \_\_\_\_\_

**This homework returned date:** \_\_\_\_\_



187 GREENWICH HIGH ROAD.  
GREENWICH SE10 8JA  
TEL: 020 8858 9180  
FAX: 020 8858 9720  
LIN POTTER B. Ed Dip Maths  
MANAGING DIRECTOR

**Parent's Comment Sheet for Classwork / Homework**

**CHILD'S NAME** \_\_\_\_\_

**Monday** \_\_\_\_\_

**Tuesday** \_\_\_\_\_

**Wednesday** \_\_\_\_\_


**Thursday** \_\_\_\_\_

**Friday** \_\_\_\_\_

**Saturday** \_\_\_\_\_

**Sunday** \_\_\_\_\_

**Parent's Signature** \_\_\_\_\_

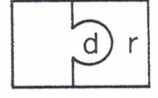
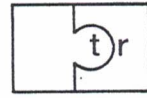
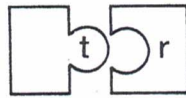


Name .....


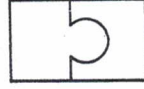
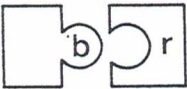
Date ..... Class .....

## Sounds together (2)

Look!



Fit these sounds together:



Read the words in the box.




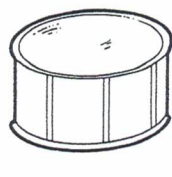
train crab bread drum frog tree crown brush drips fruit

Take the words from the box. Write them in the sentences and in the puzzle.

|    |   |   |   |   |   |
|----|---|---|---|---|---|
| 1  | t | r | a | i | n |
| 2  |   |   |   |   |   |
| 3  |   |   |   |   |   |
| 4  |   |   |   |   |   |
| 5  |   |   |   |   |   |
| 6  |   |   |   |   |   |
| 7  |   |   |   |   |   |
| 8  |   |   |   |   |   |
| 9  |   |   |   |   |   |
| 10 |   |   |   |   |   |

- I can ride in a \_\_\_\_\_.
- You use a \_\_\_\_\_ to make your hair neat.
- You can bang on a \_\_\_\_\_.
- You can find a \_\_\_\_\_ at the seaside.
- A tadpole grows into a \_\_\_\_\_.
- You can make toast with \_\_\_\_\_.
- An apple is a kind of \_\_\_\_\_.
- \_\_\_\_\_ sometimes come from a tap.
- The king had a \_\_\_\_\_ on his head.
- A bird makes a nest in a \_\_\_\_\_.

Write two letters at the beginning to complete each word.


|   |   |   |  |
|---|---|---|--|
|  |  |  |  |
| __ ab   | __ oom  | __ og   | __ um  |

Make a word chain for words beginning with tr-.

trap

Use the back of this sheet for your word chain.









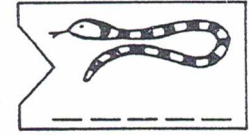
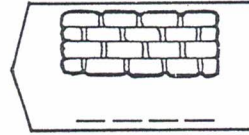
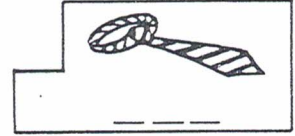






Name .....

Date ..... Class .....

## Rhymes (2)

Find the shapes which fit together.  
Write the new words on the dotted lines.



When words sound alike we say that they rhyme.

Say: boat and coat

Say: pie and tie

Make two more rhymes for:

see  
bee

cot  
lot

bin  
win

run  
fun

cat  
hat

\_\_\_\_\_  
\_\_\_\_\_

\_\_\_\_\_  
\_\_\_\_\_

\_\_\_\_\_  
\_\_\_\_\_

\_\_\_\_\_  
\_\_\_\_\_

\_\_\_\_\_  
\_\_\_\_\_

ten  
men

man  
fan

cog  
jog

cut  
hut

sit  
pit

\_\_\_\_\_  
\_\_\_\_\_

\_\_\_\_\_  
\_\_\_\_\_

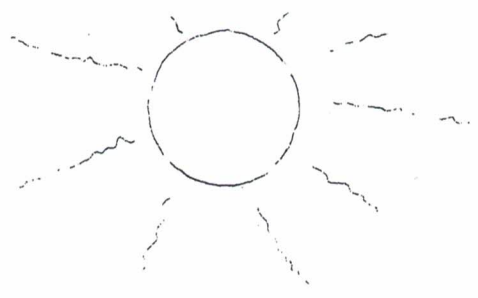
\_\_\_\_\_  
\_\_\_\_\_

\_\_\_\_\_  
\_\_\_\_\_

\_\_\_\_\_  
\_\_\_\_\_



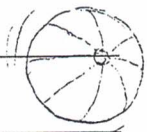
Name \_\_\_\_\_




The sun is an orange dinghy  
 sailing across a calm sea.  
 It is a gold coin  
 dropped down a drain  
 in heaven.

It is a yellow beach ball  
 kicked high into the  
 summer sky.

It is a red thumb-print  
 on a sheet of pale blue paper.





Name .....

Date ..... Class .....

## Word squares

Write the correct word in the sentence. Put the word into the word square.

|                |   |   |                |
|----------------|---|---|----------------|
| <sup>1</sup> l | e | a | <sup>2</sup> f |
| o              |   |   | o              |
| a              |   |   | o              |
| <sup>3</sup> f | i | n | d              |

*Across*

- 1 A \_\_\_\_\_ grows on a tree.  
 3 Put d at the end of fin and make \_\_\_\_\_.

*Down*

- 1 A baker sells a \_\_\_\_\_ of bread.  
 2 We need \_\_\_\_\_ to keep us alive.

|                |  |  |                |
|----------------|--|--|----------------|
| <sup>1</sup> f |  |  | <sup>2</sup> h |
|                |  |  |                |
|                |  |  |                |
| <sup>3</sup> t |  |  | t              |

*Across*

- 1 A \_\_\_\_\_ lives in water.  
 3 A jam \_\_\_\_\_ is good to eat.

*Down*

- 1 We walk on our \_\_\_\_\_.  
 2 The sun and a fire both give out \_\_\_\_\_.

|                |  |  |                |
|----------------|--|--|----------------|
| <sup>1</sup> p |  |  | <sup>2</sup> m |
|                |  |  |                |
|                |  |  |                |
| <sup>3</sup> r |  |  | k              |

*Across*

- 1 A \_\_\_\_\_ is a fruit.  
 3 We can buy a stick of \_\_\_\_\_ at the seaside.

*Down*

- 1 Two which are the same make a \_\_\_\_\_.  
 2 We get \_\_\_\_\_ from a cow.

|                |  |  |  |                |
|----------------|--|--|--|----------------|
| <sup>1</sup> b |  |  |  | <sup>2</sup> d |
|                |  |  |  |                |
|                |  |  |  |                |
|                |  |  |  |                |
| <sup>3</sup> g |  |  |  | s              |

*Across*

- 1 A person who cannot see is \_\_\_\_\_.  
 3 \_\_\_\_\_ is green.


*Down*

- 2 Put b in front of ring and make \_\_\_\_\_.

Small drops of water from a tap are \_\_\_\_\_.

Use the back of this sheet for your square.


Make up a word square of your own.





# ◆ How could you help? ◆

◆ Look at this picture.



◆ What could you say that might help?



---

---

---

---

◆ What could you do that might help?



---

---

---

---



# ◆ Too late! ◆

◆ Look at these pictures. What is happening?




◆ How is the little girl feeling? Write some words in the shapes below that describe how she is feeling.

Five cloud-shaped boxes for writing words describing the girl's feelings.




# ◆ Wall of words ◆

- ◆ Look at the words written on the bricks. Think of more words that describe feelings and write them on the empty bricks.



# ◆ Match the feelings ◆

◆ Match the 'feelings' words below to the pictures of the children.



angry

excited

thoughtful

frightened

anxious

bored

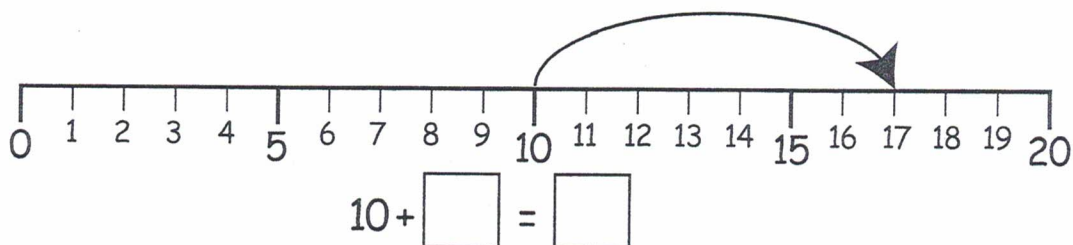
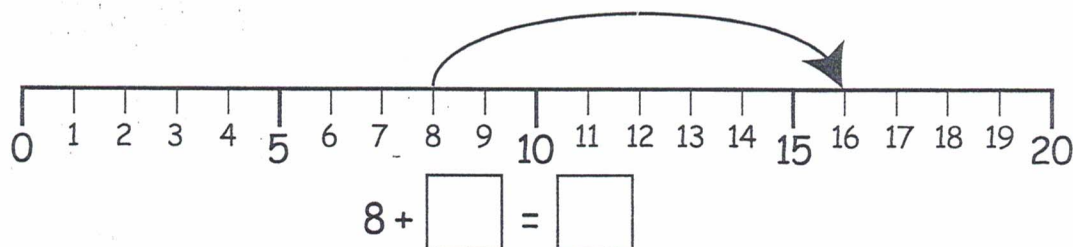
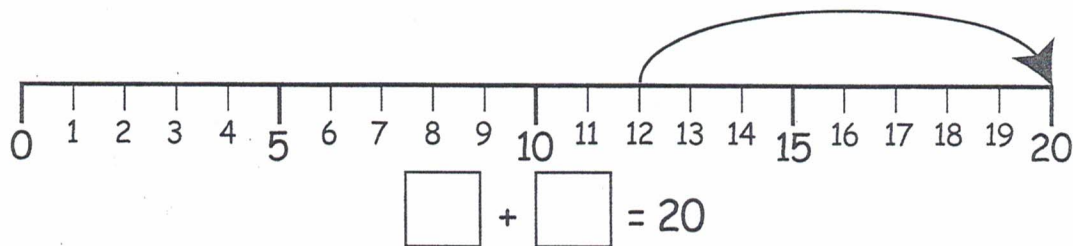
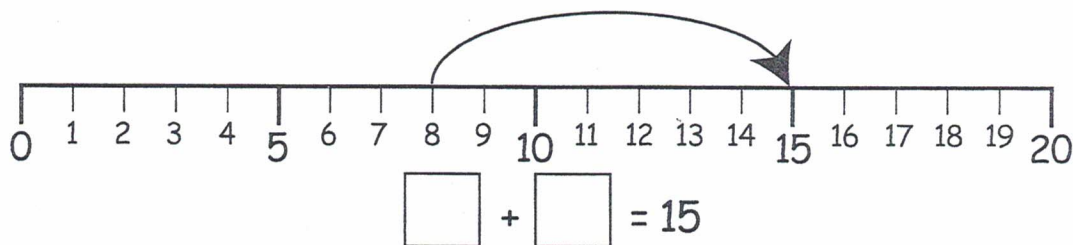
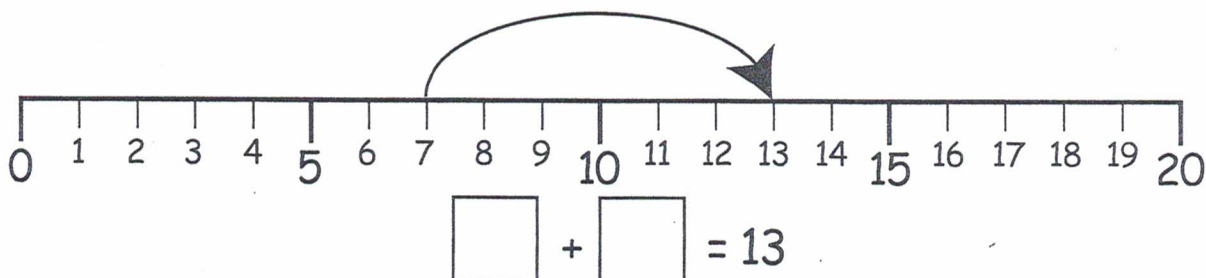
happy

sad

# Number facts to 20

The number line shows an addition.

Write the missing numbers in the boxes.



# Addition facts to 20

Find the missing numbers.

Write them in the boxes.

$$\square + 3 = 12$$

$$6 + \square = 12$$

$$\square + 3 = 13$$

$$3 + \square = 12$$

$$15 + \square = 17$$

$$\square + 4 = 16$$

$$5 + \square = 13$$

$$11 + \square = 20$$

$$\square + 7 = 14$$

$$7 + \square = 11$$

$$13 + \square = 18$$

$$\square + 6 = 13$$

$$6 + \square = 15$$

$$12 + \square = 20$$

$$\square + 8 = 11$$

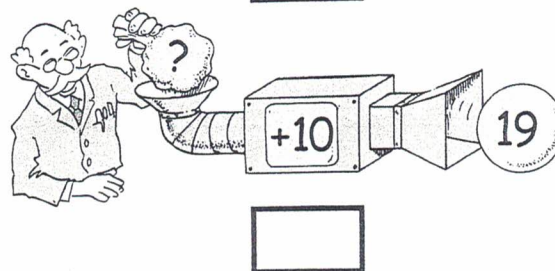




$$8 + \square = 16$$

$$14 + \square = 19$$

Here is a number machine.

Which number entered the machine?

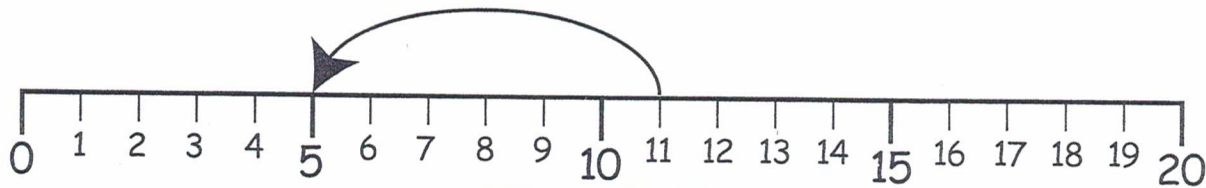
Write your answer in the box.



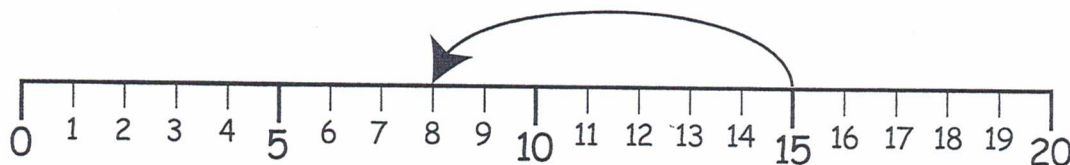
# Subtraction facts within 20

The number line shows a subtraction.

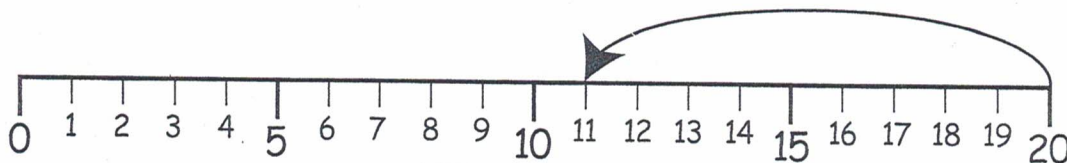
Write the missing numbers in the boxes.



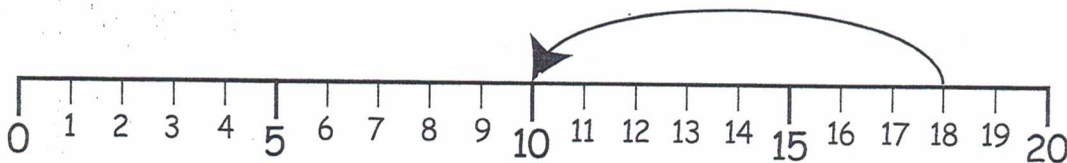
$$\square - \square = 5$$



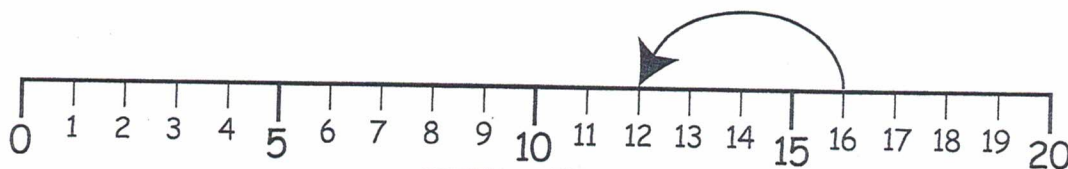
$$\square - \square = 8$$



$$\square - \square = 11$$



$$18 - \square = \square$$




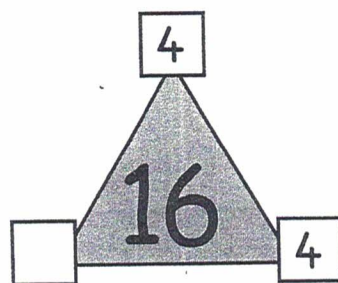

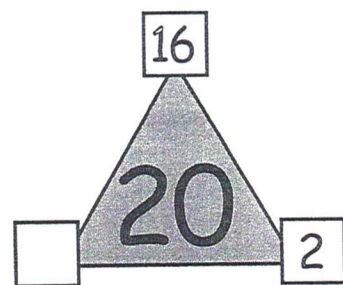


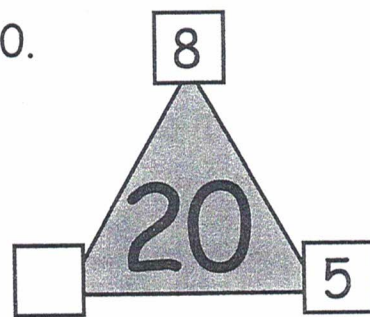
$$16 - \square = \square$$



# Number facts within 20

The three corner numbers add up to 20.

Write the missing number.



Write the missing number in the box.

$$15 - \square - 1 = 12$$

$$15 - 3 - \square = 6$$

$$12 - \square - 2 = 4$$

$$16 - 4 - \square = 9$$

$$15 - \square - 5 = 1$$

$$17 - 6 - \square = 7$$

$$19 - \square - 3 = 5$$

$$20 - 1 - \square = 10$$

$$20 - \square - 4 = 0$$

$$18 - 8 - \square = 0$$

$$17 - \square - 9 = 1$$





# Counting skills

Here is part of a number track.

Write where 10 and 17 should be.



Write where 30 and 22 should be.



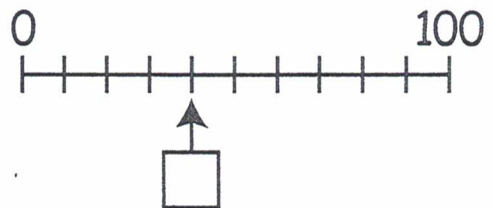
Write where 24 and 34 should be.





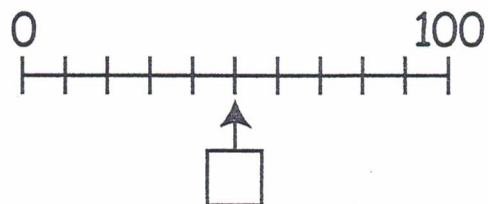
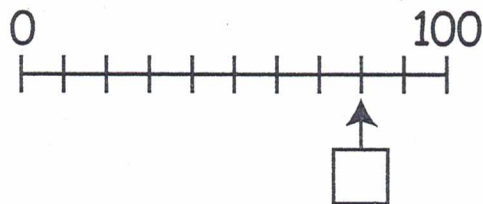
Write where 50 and 40 should be.



The arrow is pointing to a number between 0 and 100.



Write the number in the box.



# Counting skills

2

Write the missing number in the cloud.

$$29 \xrightarrow{1 \text{ more}} 30$$

$$\text{cloud} \xrightarrow{1 \text{ more}} 59$$

$$\text{cloud} \xrightarrow{1 \text{ more}} 70$$

$$\text{cloud} \xrightarrow{1 \text{ more}} 50$$

$$\text{cloud} \xrightarrow{1 \text{ more}} 39$$

$$\text{cloud} \xrightarrow{1 \text{ more}} 61$$

$$\text{cloud} \xrightarrow{1 \text{ more}} 41$$

$$\text{cloud} \xrightarrow{1 \text{ more}} 100$$

Write the missing number in the cloud.

$$70 \xrightarrow{1 \text{ less}} 69$$

$$\text{cloud} \xrightarrow{1 \text{ less}} 50$$

$$\text{cloud} \xrightarrow{1 \text{ less}} 29$$

$$\text{cloud} \xrightarrow{1 \text{ less}} 51$$

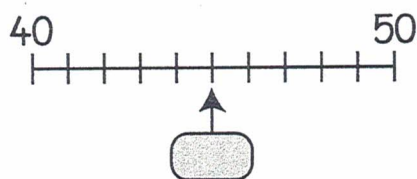
$$\text{cloud} \xrightarrow{1 \text{ less}} 79$$

$$\text{cloud} \xrightarrow{1 \text{ less}} 100$$

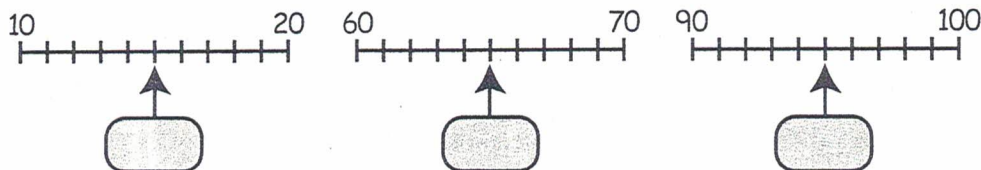
$$\text{cloud} \xrightarrow{1 \text{ less}} 40$$

$$\text{cloud} \xrightarrow{1 \text{ less}} 99$$

Which number is half way between 40 and 50?



Write it in the box.



# Place value

Read the number word.

Tick what the word means.

**fifty six**

- 506
- 56
- 65

**seventy four**

- 47
- 704
- 74

**sixty two**

- 62
- 602
- 26

**ninety six**

- 906
- 69
- 96

**eighty nine**

- 98
- 89
- 809

Write the correct numbers in the boxes.

$47 = \square + 7$

$53 = 50 + \square$

$87 = \square + 7$

$68 = 60 + \square$

$72 = 70 + \square$

$35 = \square + 5$

$83 = 80 + \square$

$46 = \square + 6$

$61 = \square + 1$

$99 = 90 + \square$

$91 = 90 + \square$

Look at the number cards.

Write them in order.

Start with the smallest.

61   74   47   52

17   13   26   24

22   37   32   39

